

# ZOOM

FOR PARENTS/STUDENTS



PARTICIPANT

# SLS - Announcement

Announcement in SLS to inform you of a scheduled ZOOM lesson.

The screenshot displays the Student Learning Space (SLS) interface. At the top, there is a search bar labeled "Search SLS" and a notification bell icon with "39" unread notifications. The main content area is divided into three columns: "Assigned", "In Progress", and "Completed".

- Assigned:** Contains a "New Assignment" button and two assignment cards for "P5 MU P5\_Music\_Introduction to the ...".
- In Progress:** Contains three assignment cards: "Respect 4 (2020) HBL - P1 - Respect 4 - English ...", "Respect 4 (2020) Mathematics - Drawsum Game...", and "P1 MU P1\_Music\_Singing with Handsig...".
- Completed:** Contains three assignment cards: "P4 PE/PHF P4 PE Assignment #02", "P2 PE/PHF P2 HBL PE (14/04/2020)", and "Respect 4 (2020) Kindness Challenge - Term 2 W...".

On the right side, there is an "Announcements" section with a "New Announcement" button. Below it, there are two announcement cards:

- CG Lessons by Master Teachers:** SLS Administrator, 13 Apr 2020 07 : 33 PM.
- Submission of work through Goog...:** Song Lay Leng Angela, 13 Apr 2020 12 : 21 AM.
- ZOOM meeting @ 12.30 pm:** Song Lay Leng Angela, 09 Apr 2020 11 : 55 AM. This announcement is highlighted with a yellow border.
- HBL for EL:** Mr Peter, 07 Apr 2020 08 : 12 AM.

# SLS - Announcement

Details of the  
scheduled  
ZOOM lesson.

### Announcement ✕

**To** Respect 4 (2020)

**From** Song Lay Leng Angela

**Title** ZOOM meeting @ 12.30 pm

**Message** Angela Fock is inviting you to a scheduled Zoom meeting.

Students are reminded to type their index number in front of the name when prompted by Zoom.

Topic: Angela Fock's Zoom Meeting  
Time: Apr 9, 2020 12:20 PM Singapore

Join Zoom Meeting  
<https://zoom.us/j/2305469671?pwd=QWFTeGZQbGlpZHhmdkhHSEN0bmEydz09>

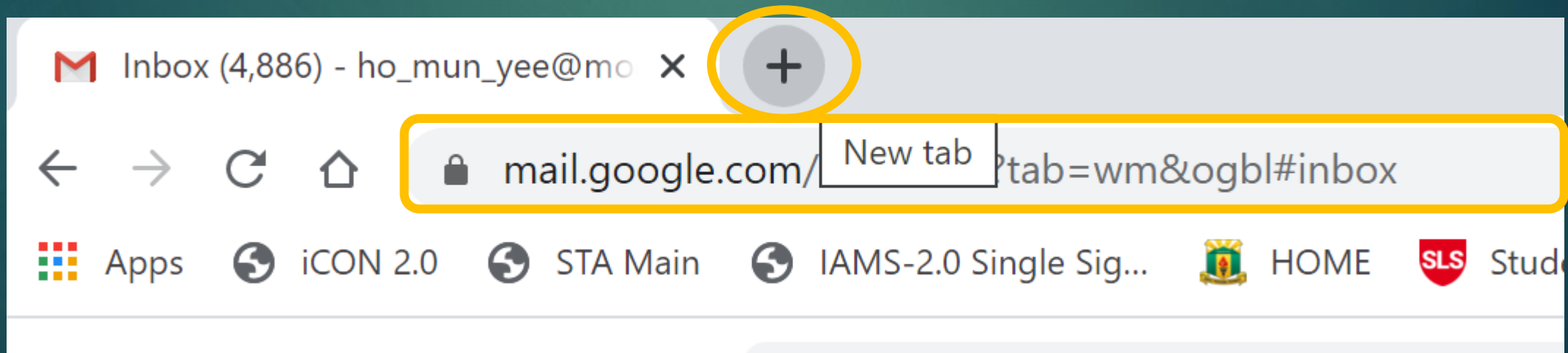
Meeting ID: 230 546 9671  
Password: 156066

---

<b>Start Date</b>	09 Apr 2020	11 : 55 AM
<b>End Date</b>	23 Apr 2020	12 : 45 PM

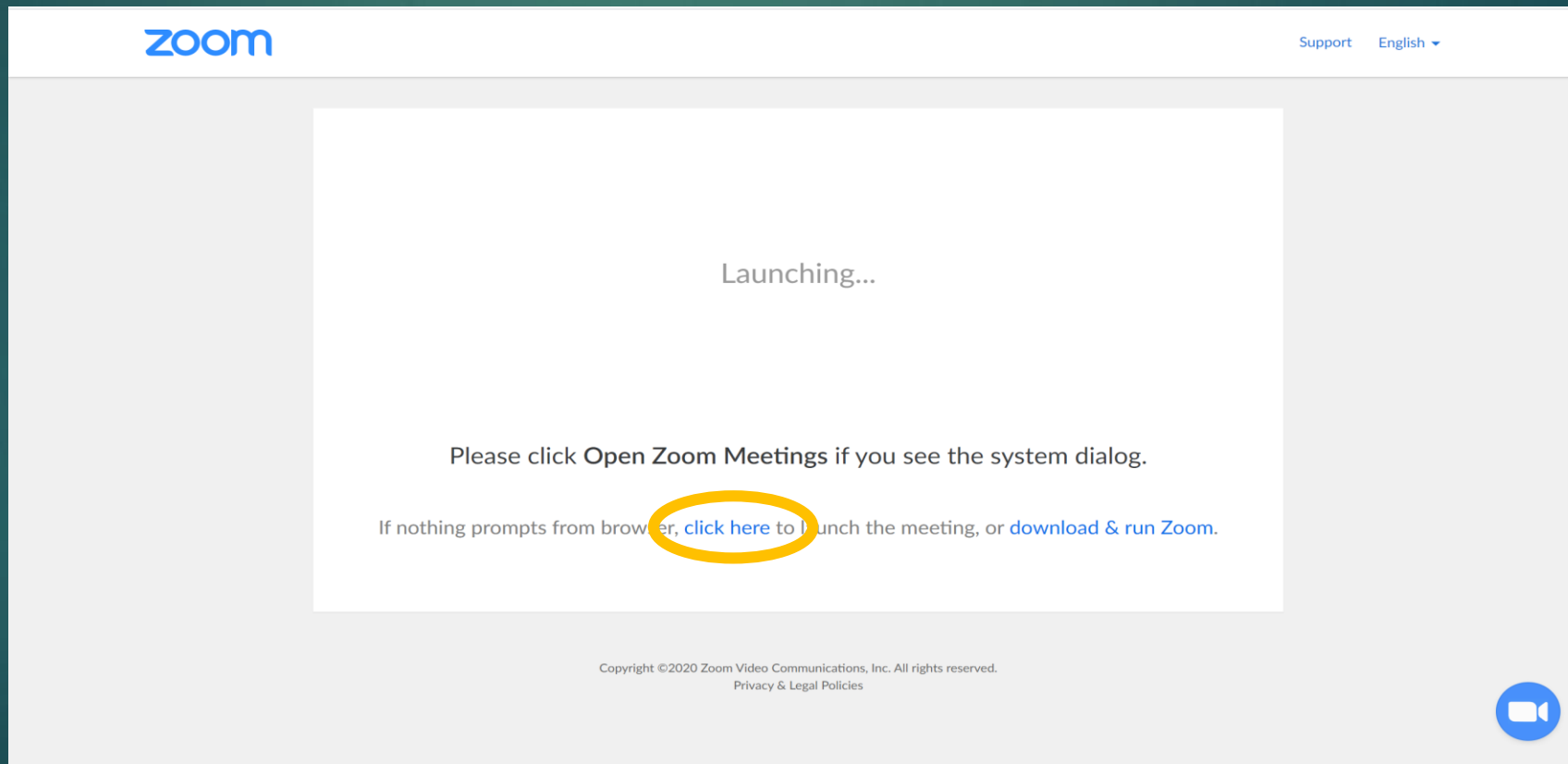
# Access ZOOM Session

- Click on the + to add a new **Chrome** tab.
- Paste copied **Join Zoom Meeting link** into the **address bar**.
- Press **Enter** key on your keyboard.



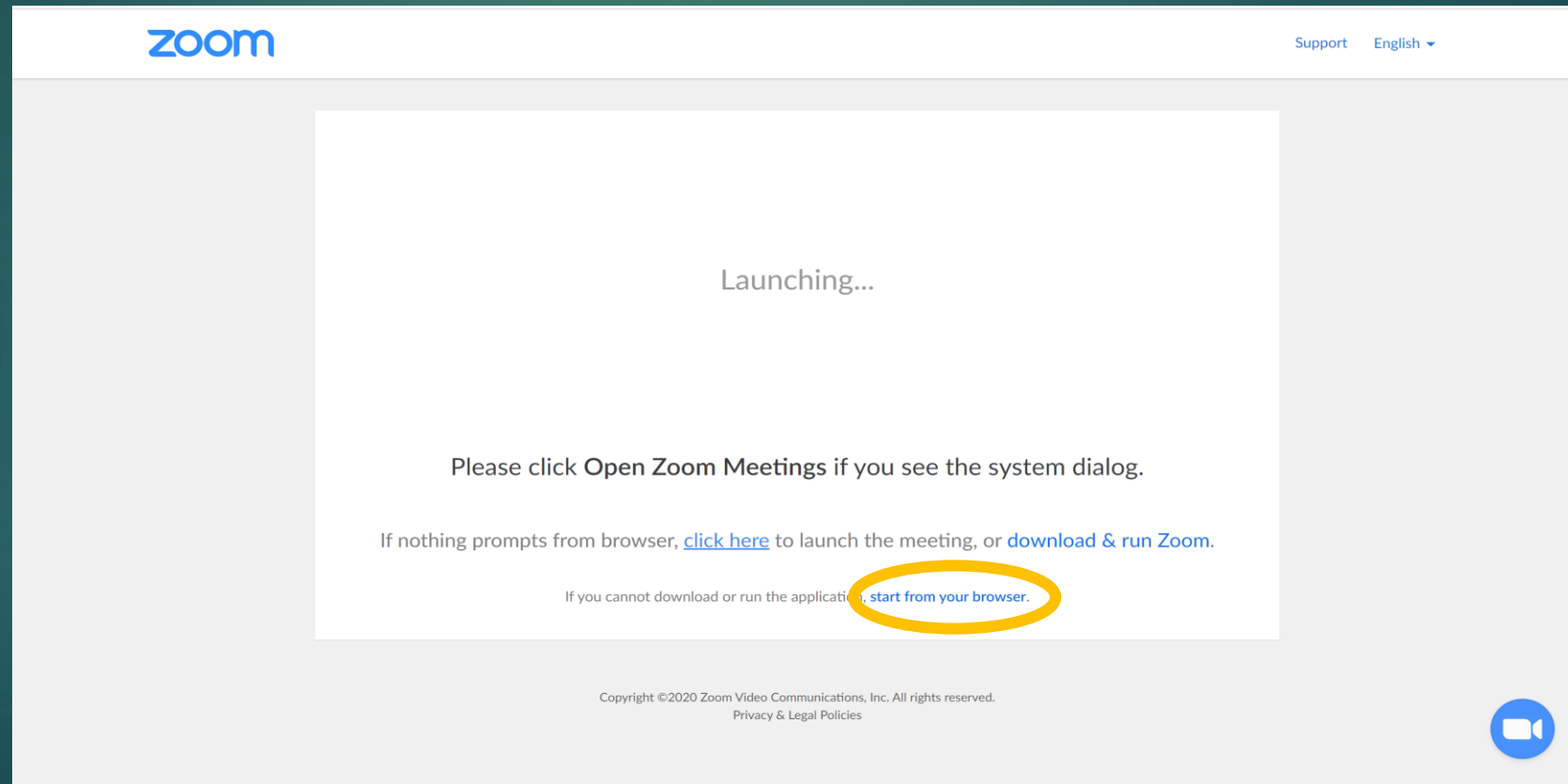
# Access ZOOM Session

- The **ZOOM Launch** screen.
- Click on the **Click Here** link.



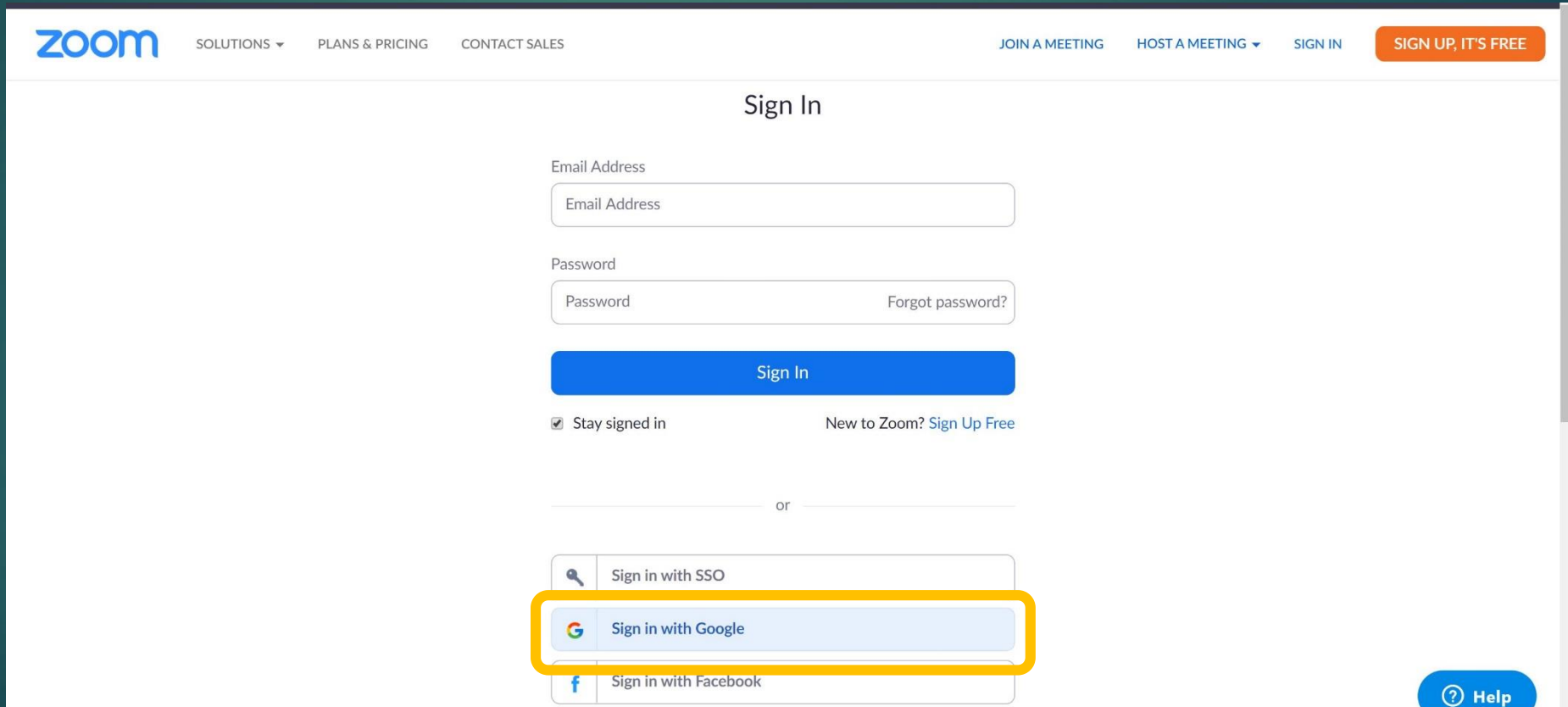
# Access ZOOM Session

- The **Launch from browser** screen.
- Click on the **Start from your browser** link.



# Access ZOOM Session

- The **Sign In** screen.
- Click on **Sign in with Google**.

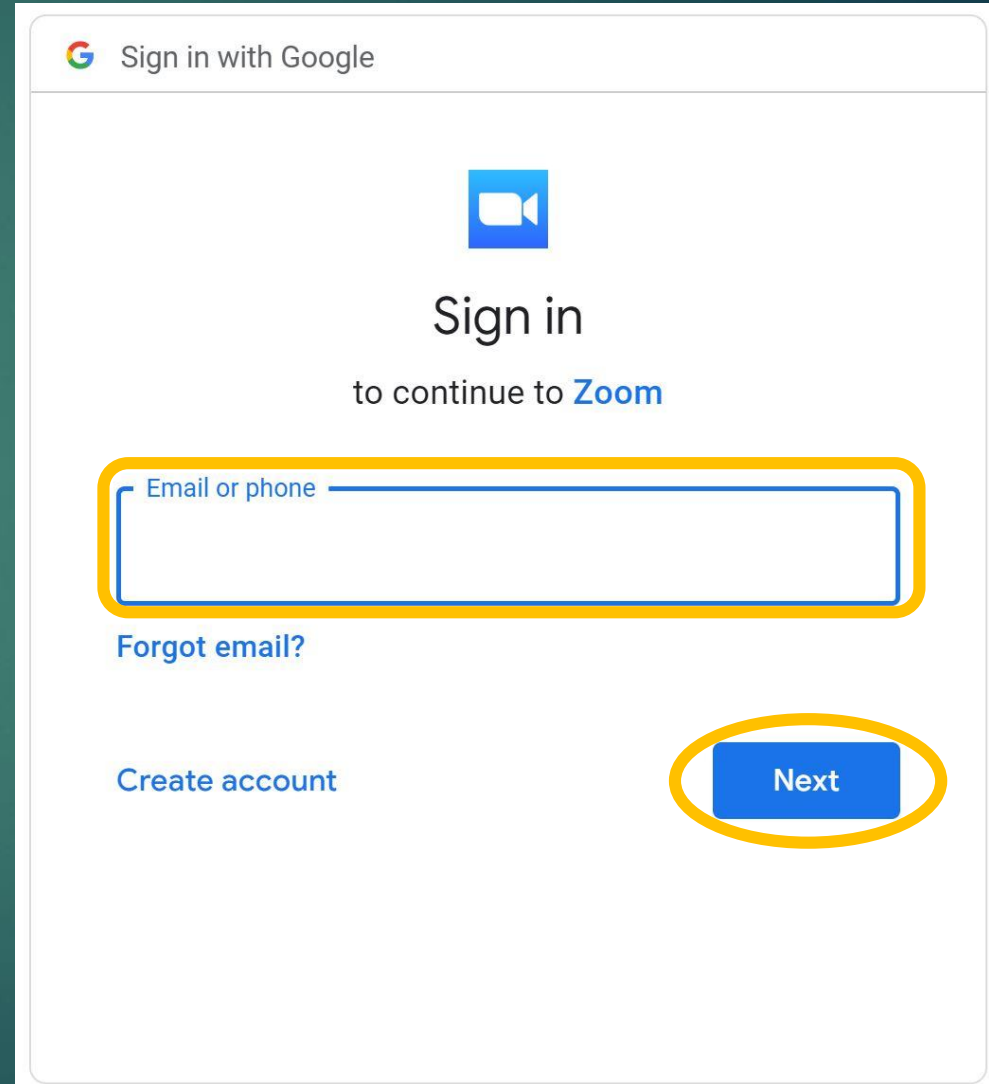


The screenshot shows the Zoom Sign In page. At the top, there is a navigation bar with the Zoom logo, links for SOLUTIONS, PLANS & PRICING, and CONTACT SALES, and buttons for JOIN A MEETING, HOST A MEETING, SIGN IN, and SIGN UP, IT'S FREE. The main heading is "Sign In". Below this, there are input fields for "Email Address" and "Password", with a "Forgot password?" link next to the password field. A blue "Sign In" button is centered below the fields. Below the button, there is a checked checkbox for "Stay signed in" and a link for "New to Zoom? Sign Up Free". A horizontal line with "or" in the center separates the password section from the SSO section. The SSO section has a search icon and three options: "Sign in with SSO", "Sign in with Google" (highlighted with a yellow box), and "Sign in with Facebook". A "Help" button is in the bottom right corner.




# Access ZOOM Session

- The *Sign in with Google* screen.
- Type in your *email address*.
- Press *Next*.



Sign in with Google



Sign in  
to continue to Zoom

Email or phone

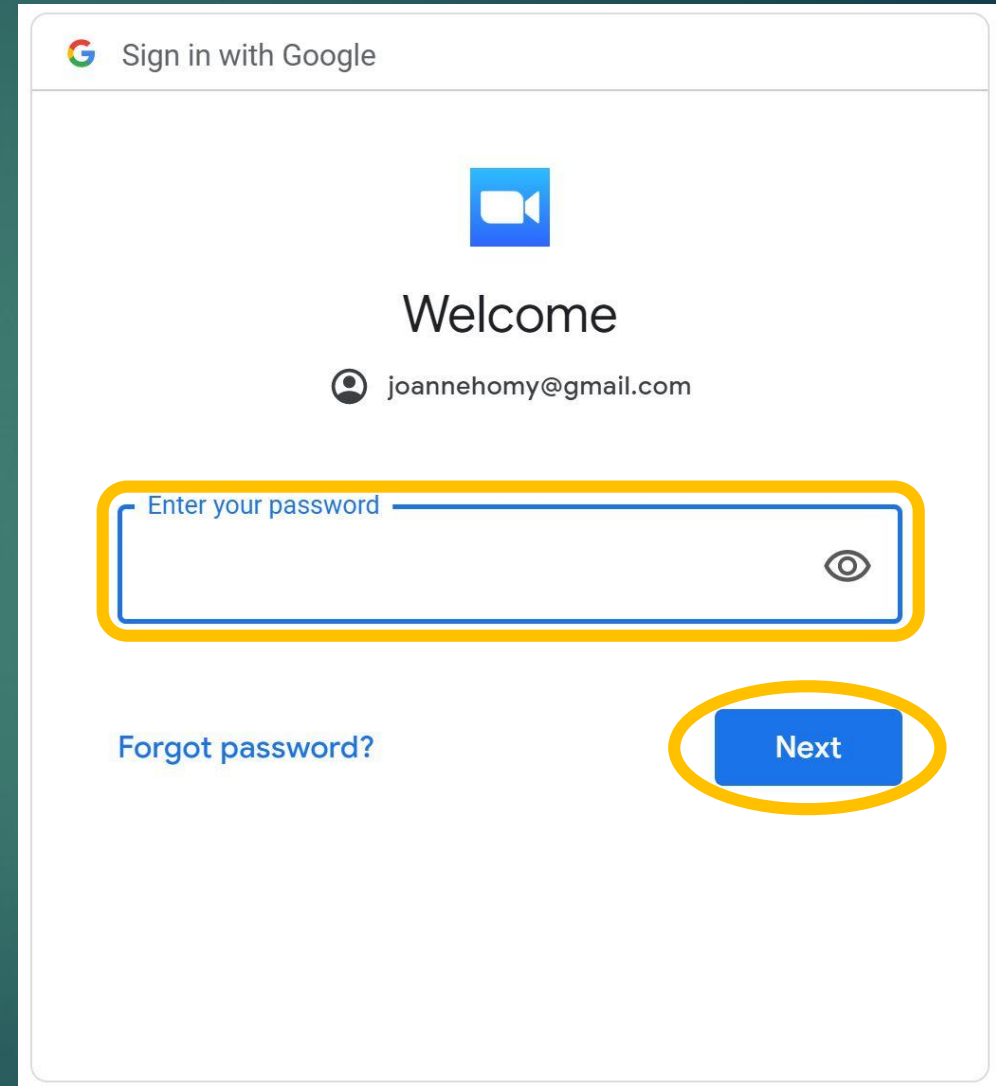
[Forgot email?](#)

[Create account](#)


[Next](#)

# Access ZOOM Session


- The *Sign in with Google* screen.
- Type in your email *password*.
- Press *Next*.



Sign in with Google



Welcome

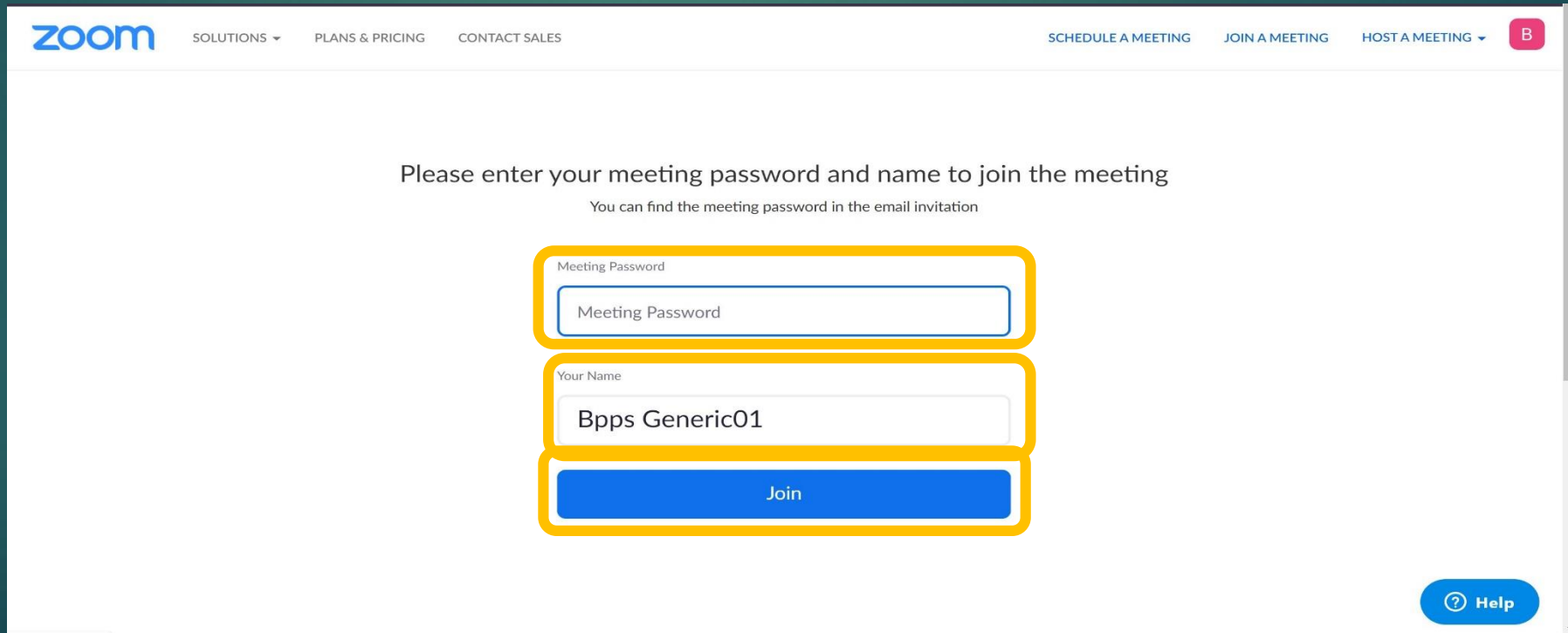
 joanehomy@gmail.com

Enter your password

[Forgot password?](#) [Next](#)

# Access ZOOM Session

- The **ZOOM session password** screen.
- Type in your **Meeting password**.
- Type in your **name**.
- Press **Join**.



The screenshot shows the Zoom web interface for joining a meeting. The navigation bar at the top includes the Zoom logo, links for SOLUTIONS, PLANS & PRICING, and CONTACT SALES, and buttons for SCHEDULE A MEETING, JOIN A MEETING, and HOST A MEETING. A user profile icon with the letter 'B' is visible in the top right. The main content area features the instruction: "Please enter your meeting password and name to join the meeting" with a sub-note: "You can find the meeting password in the email invitation". Three input fields are highlighted with yellow boxes: the "Meeting Password" field containing "Meeting Password", the "Your Name" field containing "Bpps Generic01", and the blue "Join" button. A "Help" button is located in the bottom right corner.

zoom SOLUTIONS ▾ PLANS & PRICING CONTACT SALES SCHEDULE A MEETING JOIN A MEETING HOST A MEETING ▾ B

Please enter your meeting password and name to join the meeting  
You can find the meeting password in the email invitation

Meeting Password  
Meeting Password

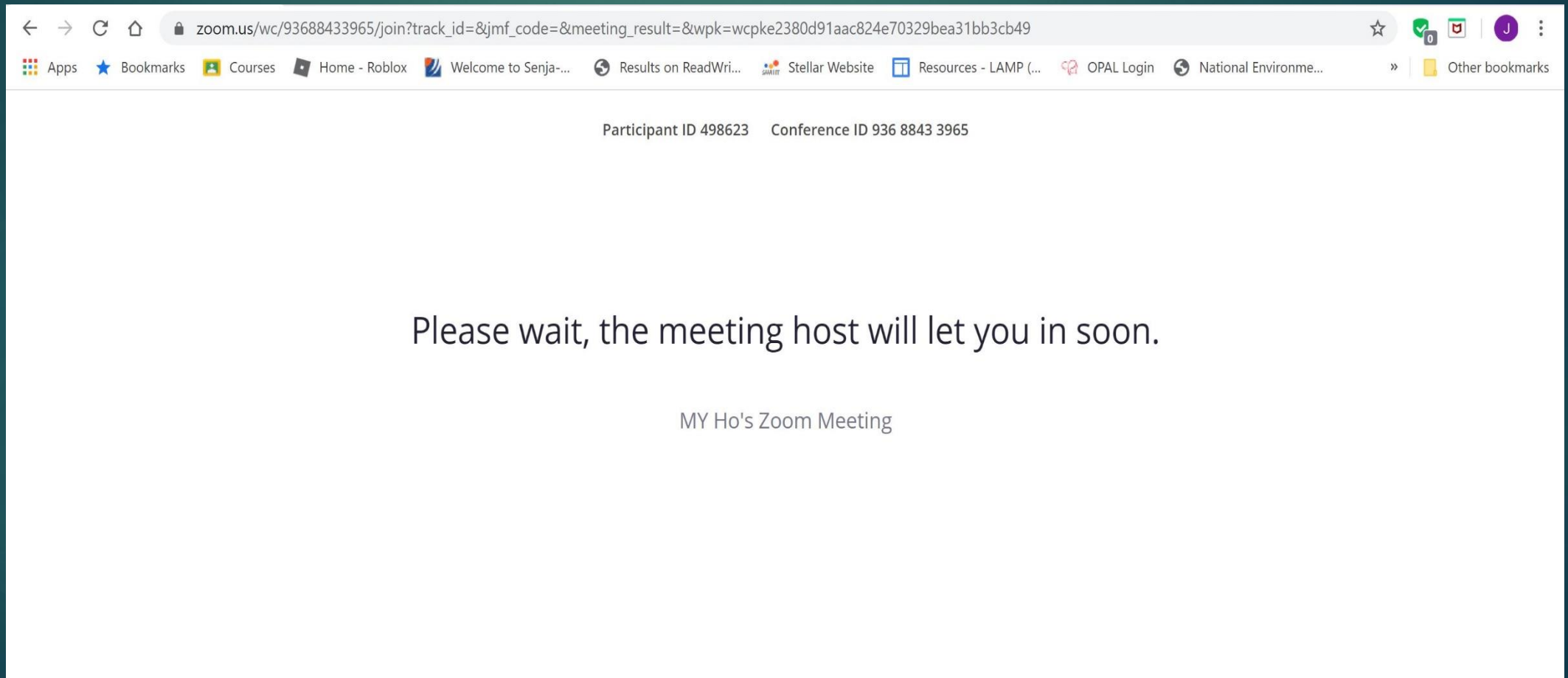
Your Name  
Bpps Generic01

Join

Help

# Access ZOOM Session

The *Waiting for Permission to enter session* screen.



The screenshot shows a web browser window with the Zoom URL: [zoom.us/jc/93688433965?track\\_id=&jmf\\_code=&meeting\\_result=&wpk=wcpke2380d91aac824e70329bea31bb3cb49](https://zoom.us/jc/93688433965?track_id=&jmf_code=&meeting_result=&wpk=wcpke2380d91aac824e70329bea31bb3cb49). The browser's address bar and bookmark bar are visible. The main content area of the page displays the following information:

Participant ID 498623    Conference ID 936 8843 3965

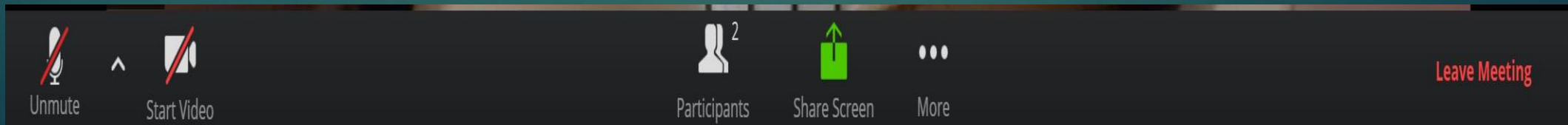
Please wait, the meeting host will let you in soon.

MY Ho's Zoom Meeting

# ZOOM Session

The **ZOOM session** screen menu bar.

1. Mute/unmute your audio (not the audio of the participants). You can also select you audio input here by clicking the up arrow next to the microphone icon.
2. On/Off your webcam.
3. View a list of participants.
4. Share your desktop (everything you have open) or select a specific application to share (e.g., Microsoft Word)



# Practice Time

Join a ZOOM meeting  
on your own now...



Questions?

---